

EX-ANTE COSTS INFORMATION

ABOUT THE COSTS AND CHARGES RELATED
TO THE INVESTMENT SERVICES

JUNE 2019

V.1

SQUARED FINANCIAL (CY) LTD

205, ARCH. MAKARIOS AVENUE
VICTORY HOUSE, 5TH FLOOR
3030, LIMASSOL

Table of Contents

Introduction	2
Currency CFDs	3
Energies CFDs	4
Precious Metals CFDs	5
Index CFDs	6

Introduction

In accordance with the regulations resulting from the Commission Delegated Regulation (EU) 2017/565 of 25.04.2016 supplementing Directive 2014/65(EU) of the European Parliament and of the Council as regards organisational requirements and operating conditions for investment firms and defined terms for the purposes of that Directive, Squared Financial (CY) Limited (hereinafter referred to as "SquaredDirect") is obliged to provide adequate and relevant information about the costs and charges related to the provision of investment services and benefits received from third parties before the provision of the investment service or ancillary service.

In order to meet this obligation, SquaredDirect hereby provides this report showing the estimated costs incurred by the Client related to the financial instrument or investment service offered.

The costs presented in this document should be treated only as estimated and indicative values and are not to be considered as marketing material. We advise the Client to consult the Trading section on our website, www.SquaredFinancial.com for additional information related to costs and charges.

For each example, the table presents assumptions about the size of the transaction, market price, commission rate, potential spread and other additional fees.

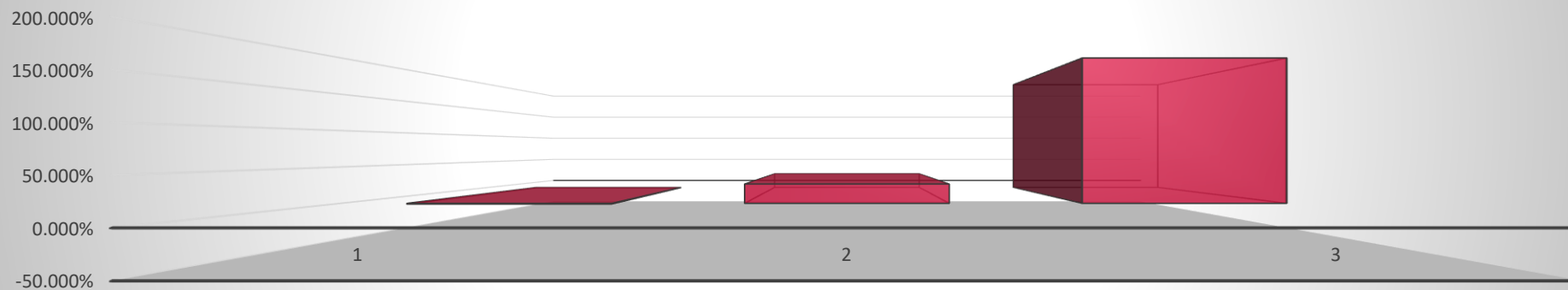
Currency CFDs

Exchange Rate EURUSD = 1.12

CFD Instrument					
Instrument	<i>EURUSD</i>				
Product Manufacturer	SquaredDirect				
Transaction	Purchase				
Volume	1 lot				
Nominal value of transaction	€ 100,000				
Margin Collected	€ 1,000				
Closing the transaction:	Spread	Swap Points	Commission	Cost	Return on investment (in %) *
same day opened	-€ 1.79	-	-€ 8.04	-€ 9.82	-0.982%
after 50 days	-€ 1.79	275	-€ 8.04	€ 265.18	26.52%
after 365 days	-€ 1.79	2007.5	-€ 8.04	€ 1,997.68	199.77%

* The return on investment is calculated as the sum of costs (spread + swap points + commission) and the margin collected.

Return on investment (in %)



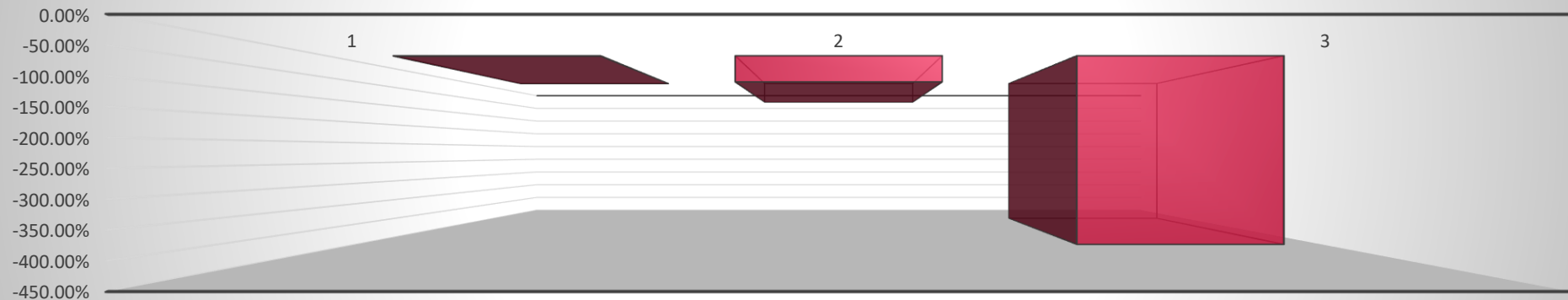
Energies CFDs

Exchange Rate XTIUSD = 51.9

CFD Instrument					
Instrument	<i>XTIUSD</i>				
Product Manufacturer	SquaredDirect				
Transaction	Purchase				
Volume	1 lot				
Nominal value of transaction	1,000.00				
Margin Collected	\$ 5,190.00				
Closing the transaction:	Spread	Swap Points	Commission	Cost	Return on investment (in %) *
same day opened	-\$ 40.00	-	-\$ 4.67	-\$ 44.67	-0.86%
after 50 days	-\$ 40.00	-3,100.00	-\$ 4.67	-\$ 3,144.67	-60.59%
after 365 days	-\$ 40.00	-22,630.00	-\$ 4.67	-\$ 22,674.67	-436.89%

* The return on investment is calculated as the sum of costs (spread + swap points + commission) and the margin collected.

Return on investment (in %)



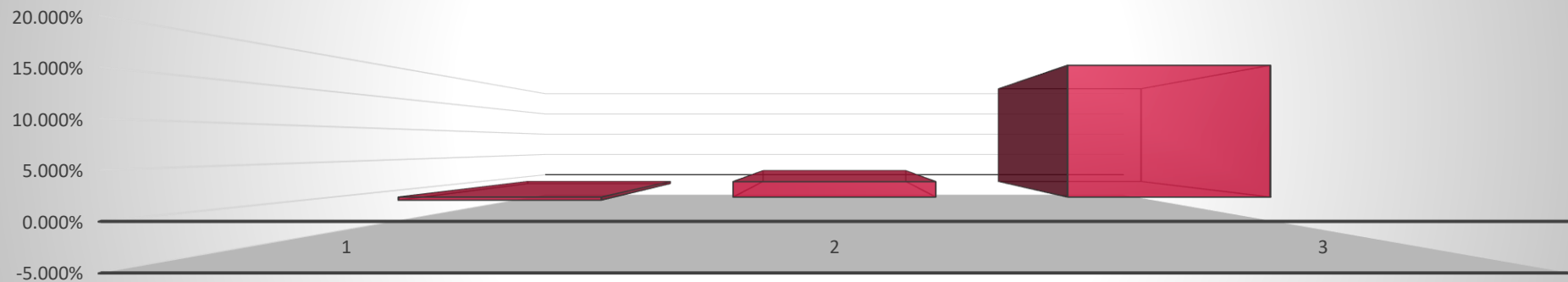
Precious Metals CFDs

Exchange Rate XAUUSD = 1333.06

CFD Instrument					
Instrument	XAUUSD				
Product Manufacturer	SquaredDirect				
Transaction	Purchase				
Volume	1 lot				
Nominal value of transaction	100.00				
Margin Collected	\$ 6,665.30				
Closing the transaction:	Spread	Swap Points	Commission	Cost	Return on investment (in %) *
same day opened	-\$ 17.00	-	-\$ 12.00	\$ -29.00	-0.435%
after 50 days	- \$ 17.00	175	-\$ 12.00	\$ 146.00	2.190%
after 365 days	-\$ 17.00	1277.5	-\$ 12.00	\$ 1,248.50	18.731%

* The return on investment is calculated as the sum of costs (spread + swap points + commission) and the margin collected.

Return on investment (in %)



Index CFDs

Exchange Rate GER30Cash = 12016.44

CFD Instrument					
Instrument	GER30Cash				
Product Manufacturer	SquaredDirect				
Transaction	Purchase				
Volume	1 lot				
Nominal value of transaction	1 Index				
Margin Collected	€ 240				
Closing the transaction:	Spread	Swap Points	Commission	Cost	Return on investment (in %) *
same day opened	-€ 1.40	-	-€ 0.30	-€ 1.70	-0.71%
after 50 days	-€ 1.40	-21.19	-€ 0.30	-€ 22.89	-9.52%
after 365 days	-€ 1.40	-154.65	-€ 0.30	-€ 156.35	-65.06%

* The return on investment is calculated as the sum of costs (spread + swap points + commission) and the margin collected.

